

english freeway sa

Godin





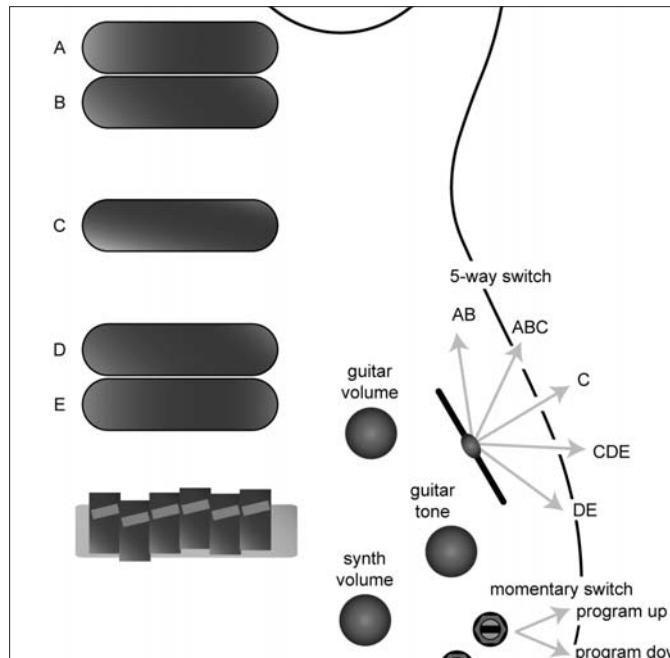
Robert Godin

Congratulations and thank you for choosing a Godin guitar. Each Godin guitar is meticulously crafted from the finest materials to provide you with an instrument worthy of a lifetime of music making.

Our goal with each Godin guitar is to find the perfect balance between the finest traditions of guitar crafting, the new design concepts that we are developing, and the integration of the latest developments in related electronics. From the selection of the wood to the final adjustments to the finished instrument, each Godin guitar is designed and built by people who love guitars.

Enjoy your new guitar.

The Freeway SA is a guitar of exceptional potential. We begin by crafting the most acoustically responsive instrument possible. The connection between the neck and body is crucial to the tone and response of the guitar and with that in mind each Freeway neck and body are individually matched and joined in a deep, and exceptionally tight, neck pocket that is free of any paint, glue, or finish. The Freeway's humbucker-single-humbucker pickup configuration makes the most of the guitar's responsiveness producing a broad spectrum of tones, including; big humbucker crunch, wailing Blues, and clean chime-like sounds—to name a few. The SA (synth access) takes the Freeway into the realm of synth/computer access. This is made possible via a built-in 13-pin connector courtesy of



the revolutionary Ghost pickup system installed in the bridge. The Ghost system uses a proprietary harmonic dampening system that results in superb tracking. Godin's pioneering designs in guitars with synth access have led the industry and the Freeway continues the tradition establishing new benchmarks for response and ease-of-use.

Electric Guitar Tones

The Freeway SA delivers electric sounds via the Godin humbucker-single-humbucker pickup configuration. Thanks to a special 5-way switch setup extra meaty humbucker tones co-exist with glassy split-coil sounds in the second and forth position. To run through these sounds in the Freeway use a standard guitar cord into your guitar amp. Note: always remember to complete all connections before you turn your amp on. Turn the volume and tone knobs, on the guitar, all the way up (clockwise) and follow the pickup diagram to sample each of the pickup combinations using the five-way switch.

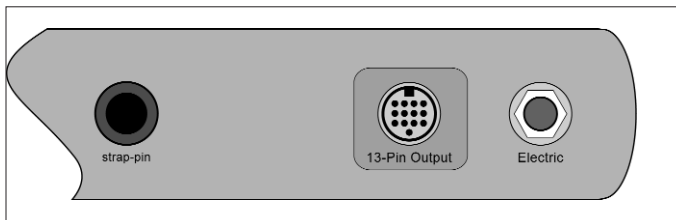
The 13-Pin* Connection

As with all of Godin synth-access instruments, a built-in 13-pin connector provides direct access to various devices. The 13-pin connector provides hexaphonic output, hexaphonic is the term used to describe a system that sends a separate signal for each string. The hexaphonic signal from the 13-pin connector provides direct access to Roland GR-Series synths, the GI-20 interface and the various V guitar products that Roland has developed around the same 13-pin interface.

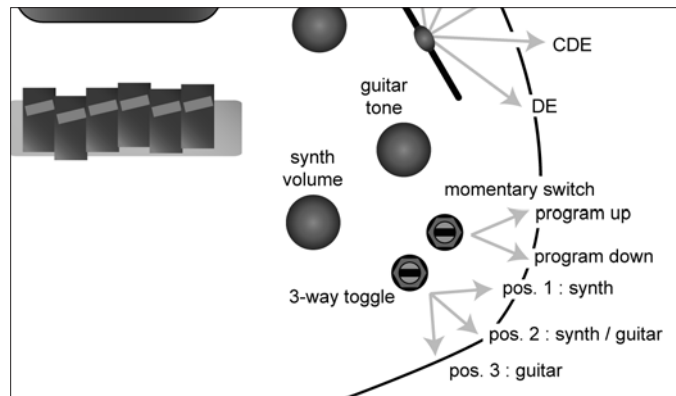
*Note: the 13-pin cable is provided with the Roland GR synth or interface.

Onboard Controls for the 13-pin Connection

There are three controls on the guitar that pertain to the 13-pin connection. The synth-volume knob controls the volume of the synth.



momentary switch doubles the functions of the S1 and S2 buttons on Roland's GK pickup. The momentary switch is primarily used for changing programs on the synth. The third control is a 3-way toggle switch that selects between: just synth, synth & guitar and just guitar. Note: the 3-way toggle applies to the signals carried by the 13-pin connector, but will not affect the guitar signal when the guitar is plugged directly from the regular guitar output jack.



When used on its own, the 13-pin connector carries the guitar signal as well as the hexaphonic signal. When used this way the guitar sound comes out—blended with the synth sound—from the stereo outputs in the GR device.

Tip: Many guitar players prefer to run their guitar sound directly into an amp or effects device. You can remove the guitar signal from the stereo output of the GR-Synth by running a guitar cord from the Guitar Out jack in GR directly to your guitar amp. If you prefer to plug in to your amp directly from the guitar, you can eliminate the guitar signal from the stereo output of the GR by inserting a spare cord—or dummy jack—into the Guitar Out jack in the back of the Roland device.

Care and Maintenance

The Freeway neck is reinforced by a double-action truss rod system, the truss rod provides for easy adjustment when the neck reacts to changes in relative humidity. Truss rod adjustments should only be made by a qualified guitar technician. To avoid drying out your fingerboard apply lemon oil on a soft cloth and then to your fingerboard. Allow the ebony to soak in the oil for a few minutes before removing the excess. This should be done with the strings removed and at least once every year. The easiest way to keep your guitar clean is by simply using a polishing cloth without using any polishes at all. However if you are going to use a polish please use a non-abrasive non-wax based polish. Apply the polish on a cloth first. Do not spray it directly on to the guitar. After you have polished the area you are working on turn the cloth over to a 'dry' side and remove any excess residue.

Wood reacts to changes in humidity. Too much dryness or moisture in the air can have a negative affect on your guitar.

If your guitar is exposed to extreme temperature changes do not open your case without first allowing the temperature in the case to slowly return to normal. This will help prevent finish checking.

Enjoy your new guitar.

Specs

Neck: Rock Maple

Fingerboard: Rosewood w/ Radius 12"

Body: Silverleaf Maple center w/ Poplar wings

Nut: Tusq

Scale: 25 ½"

Bridge: floating trem equipped with Ghost saddle pickups and the Hexpander Modular Pre-amp

Frets: 22 medium jumbo

Pickups: Neck: Godin GHN1

Middle: Godin GS1

Bridge: Godin GHB1

Controls: 5-way pickup switch, volume and tone.

Controls for the Ghost system: Momentary mini toggle serves multiple functions on a GR-Series guitar synth.

3-Way mini toggle selects between synth, guitar or both.

Volume for synth.

Outputs: ¼" standard guitar output jack

13-pin connector for hexaphonic output

Original Purchaser's Limited Warranty

The Godin Guitar Co. warrants this instrument with regards to materials and workmanship for a period of ONE year from the date of original purchase to the original purchaser. The instrument shall be purchased only from an Authorized Godin dealer.

Should the product require service, The Godin Guitar Co. will repair or replace the product free of charge during the warranty period. This warranty shall include all parts and labour.

If service is required, contact your Authorized Godin dealer at which point it will be determined whether the guitar can be serviced locally, or should be returned to the factory. All return freight and insurance charges will be paid by the customer.

The following are not covered by the Godin warranty:

Any instrument upon which the Serial number has been altered in any way.

Any instrument that has been damaged due to misuse, neglect, or accident.

Normal wear and tear including machine heads, worn frets, saddles and nuts.

Strings and batteries.

Any instrument that has been subjected to extreme changes in temperature or humidity.

Cracking or discoloration to the finish.

The Godin Guitar Co. assumes no liability for any loss of income, dissatisfaction, or damages arising from the loss of use of this product due to defects or availability of the product during service.