

Godin

New Guitar
Concepts



LGX-SA



Congratulations and thank you for choosing a Godin guitar. Each Godin guitar is meticulously crafted from the finest materials to provide you with an instrument worthy of a lifetime of music making.

Our goal with each Godin guitar is to find the perfect balance between the finest traditions of guitar crafting, the new design concepts that we are developing and the integration of the latest developments in related electronics. From the selection of the wood to the final adjustments to the finished instrument, each Godin guitar is designed and built by people who love guitars.

Enjoy your new guitar.

LGX-SA

The LGX-SA is a multi-voiced guitar. A jack-of-all-trades, and master of all of them, the LGX-SA's incredible sound power begins with three distinct voices: electric guitar, acoustic guitar and synth controller.

*Throughout this manual we refer to the humbuckers as magnetics. The acoustic pickups found on the LGX-SA are referred to as bridge transducers.

Acoustics

Electric guitars are actually acoustic instruments. Perhaps not particularly loud, but the point here is that if a solid body guitar does not sound good un-plugged then it won't be saved by a great set of pickups and a good amp. There are many factors that contribute to the un-plugged sound of a solid body guitar but most of the response of the instrument comes as a result of the wood used along with fit and finish.

Godin guitars are made using only solid wood. Guitars made from plywood or particle-board tend to lack sustain and can be somewhat muffled sounding.

Body

The body of the LGX-SA is made from a blend of two tone-woods. A mahogany body capped with a figured maple carved top.

Neck Fit/Pitch

The angle of the neck attachment - called pitch - has a huge impact on sound, a slight tilt forward will cause the guitar to sound boomy, a slight tilt backwards can make the guitar sound tinny. Equally important is the fit of the neck into the body. Godin guitars are renowned for tight-fitting neck attachments that support excellent neck/body energy transfer and precise neck pitch.

Neck

Honduras Mahogany has a long history as the tone-wood of choice for acoustic guitar necks. The same properties that give mahogany its appeal in an acoustic guitar namely a warm harmonically rich sound have a similar effect in a solid body electric guitar.

Ergocut

The LGX-SA neck features our Ergocut shaping technique which bevels the edges of the fingerboard and frets back in towards the center of the fingerboard providing an extremely comfortable "worn-in" feel.

Ebony Fingerboard

The ebony fingerboard on the LGX-SA not only contributes to a more focused sound, but also helps to optimize the guitar's synth tracking capabilities.

The Electric Voices

The LGX-SA delivers electric sounds via 2 Seymour Duncan humbucker pick-ups (SH II jazz in the neck and a Custom III in the bridge) thanks to a special 5-way switch set-up, extra meaty humbucker tones co-exist with glassy single coil sounds in the second and fourth position.

The Acoustic and Synth Voices

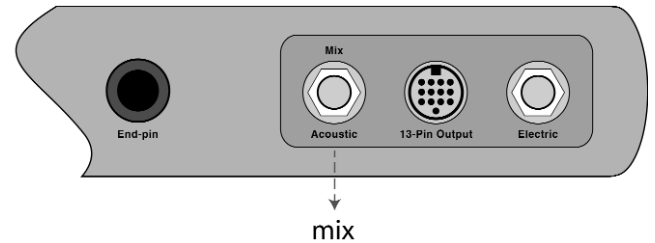
Turn down the electric volume and raise the volume on the transducer saddles and the LGX-SA becomes an incredibly authentic-sounding 'acoustic' guitar. The acoustic voice of the LGX-SA is enhanced by an onboard preamp with a three-way graphic EQ. The two outputs are set up so that the electric and acoustic voices can be blended in the guitar using a single patch cord or at the amp/mixer using both outputs. The third voice on the LGX-SA comes in the form of its synth tracking, which simply put, is the best in the business. As with all of Godin synth-ready instruments, a built-in 13-pin connector provides direct access to all Roland GR-Series synths as well as most other 13-pin devices.

The LGX-SA features 3 output jacks:

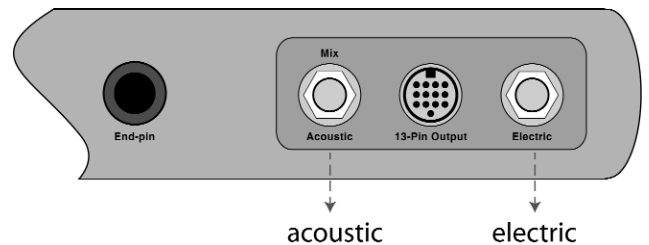
Output #1 is a regular 1/4" electric guitar output

Output #2 is a 13-Pin output and is capable of carrying all three voices (electric, acoustic, synth). The 13-pin cable can be used in conjunction with GR Series guitar synths and most other 13-pin devices.

Output #3 is a dual function jack. Used on its own it serves as a mix output carrying the signal from the acoustic bridge transducers as well as the magnetic pickups. Separate volume controls on the guitar make it easy to mix the two signals.

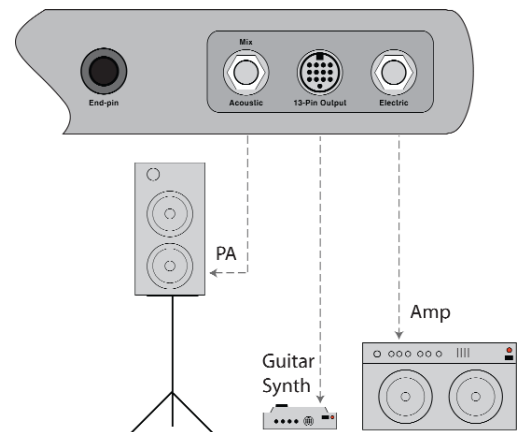


When an additional cable is inserted into output # 1 (electric output) the magnetic pickup signal is removed from the mix output so that there is now a separate output for both the magnetic and bridge transducer pickup systems.



3 Outputs - 3 cords

You can use all three outputs to carry out the dedicated signal into three different channels or amp sources.



***tip:** when all three outputs are used you can insert a dummy plug into the "guitar out" jack on the guitar synth to remove the guitar from the synth's stereo output.



Mini toggle switches

There are two mini toggle switches on the guitar.

Switch #1 is a three-way pick-up selector that allows you to switch between the acoustic/electric and synth voices. This switch is designed to work with the 13-pin connection as follows:

Position 1: Acoustic/Electric

Position 2: Acoustic/Electric/synth sounds

Position 3: Synth only

*The mini 3-way switch is disabled as described above when using 1/4" jacks.

Switch #2 is a momentary switch. A momentary switch always springs back to its starting position, which in this case, is the center position. The momentary switch duplicates the functions of the S1/S2 buttons from Roland's GK pickup. (See your Roland GR manual for details). This switch can be assigned to access the tuner, wah pedal, or to select sounds (patches) on the synth. Clicking the momentary switch downwards duplicates the S1 function and clicking it upwards duplicate the S2 function.

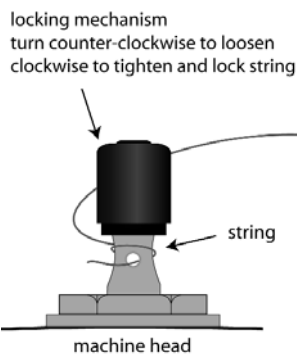
Care and Maintenance

To avoid drying out your fingerboard apply lemon oil on a soft cloth and then to your fingerboard. Allow the ebony to soak in the oil for a few minutes before removing the excess. This should be done with the strings removed and at least once every year. The easiest way to keep your guitar clean is by simply using a polishing cloth without using any polishes at all. However if you are going to use a polish please use a non-abrasive non-wax based polish. Apply the polish on a cloth first. Do not spray it directly on to the guitar. After you have polished the area you are working on turn the cloth over to a 'dry' side and remove any excess residue.

Additional information

Tuners

The LGX-SA features front-loaded locking tuners for easy string change and better intonation. Simply turn the locking tuner counter clock-wise to loosen, insert string, tighten the locking tuner by turning clock-wise and you're ready to tune.



Pre-Amp

The built in active pre-amp for the bridge transducers is powered by a single 9-volt battery accessible via a small compartment on the back of the guitar. The pre-amp is activated when the guitar is plugged in. Therefore, to avoid draining the battery please make sure to disconnect your cable when the guitar will not be used for an extended period of time. If the sound of the bridge transducers begin to sound thin or fuzzy, a battery change is overdue. Battery life is approximately 300 hours.


Double function Truss Rod

The LGX-SA's neck is reinforced by a sophisticated truss rod system, the truss rod provides for easy adjustment when the neck reacts to changes in relative humidity. Truss rod adjustments should only be made by a qualified guitar technician.

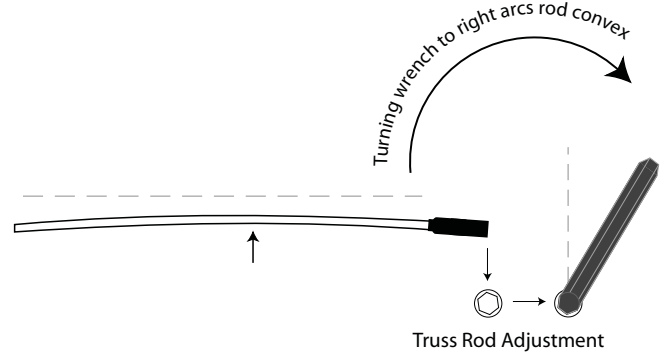
Double Action Truss Rod *tightens both ways*

The double action (dual-function) system permits accurate adjustments to the neck in both directions.

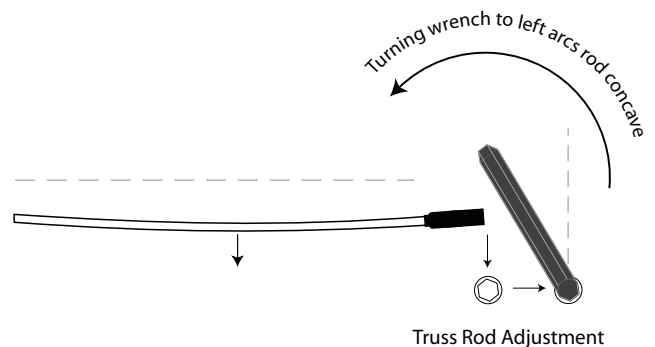
1/ Truss rod in 'flat' (no tension) position



2/ Tightening the truss rod clockwise causes the neck to become increasingly convex (over) = less relief.



3/ Tightening the truss rod counter-clockwise causes the neck to become concave (under) = more relief.



WARNING: Over adjusting your truss rod can cause irreparable damage to your guitar and therefore should only be handled by a qualified guitar technician.

Strap Pins

The LGX-SA comes with factory installed Schaller locking strap pins. If you do not have a strap with the corresponding "female" lockers you can purchase them at any music store.

Additional specifications

Top nut: Tusq by Graphtech

Nut width: 1 11/16"

Scale: 25 1/2"

Radius: 16"

Tuners: High ratio front-loaded locking tuners.

String Gauge: Godin Nickel electric strings 10-46

Frets: Medium Nickel

Pickups: 2 x Seymour Duncan humbuckers (SH II jazz in the neck and a Custom III in the bridge)

Bridge: Hexophonic transducers and Custom Godin pre-amp

Body: Solid mahogany body with a figured maple carved top

Neck: Mahogany

Fingerboard: Ebony

*Specs subject to change without prior notice.

All Godin guitars are assembled in Berlin NH, USA from parts crafted in La Patrie, QC, Canada.